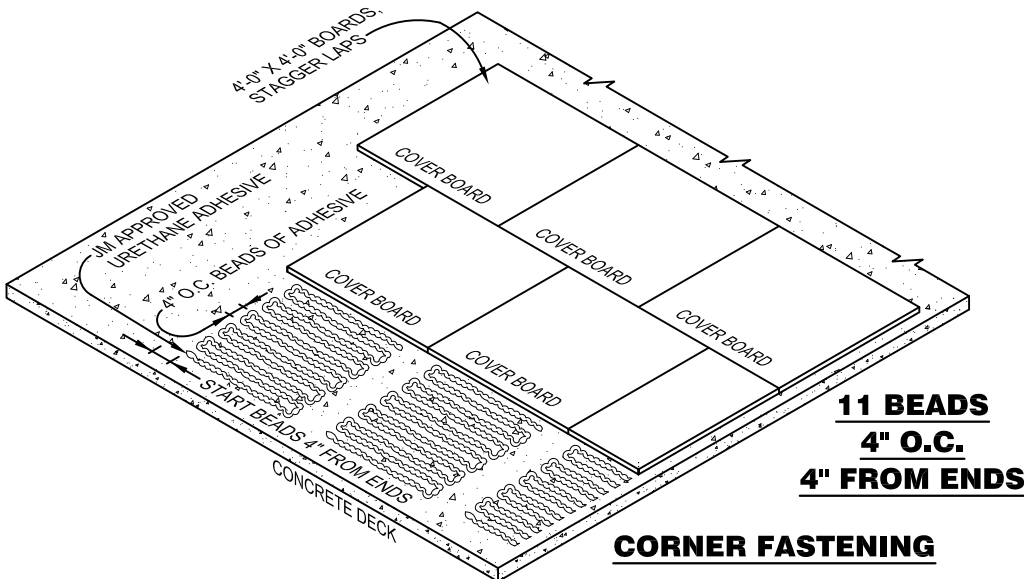
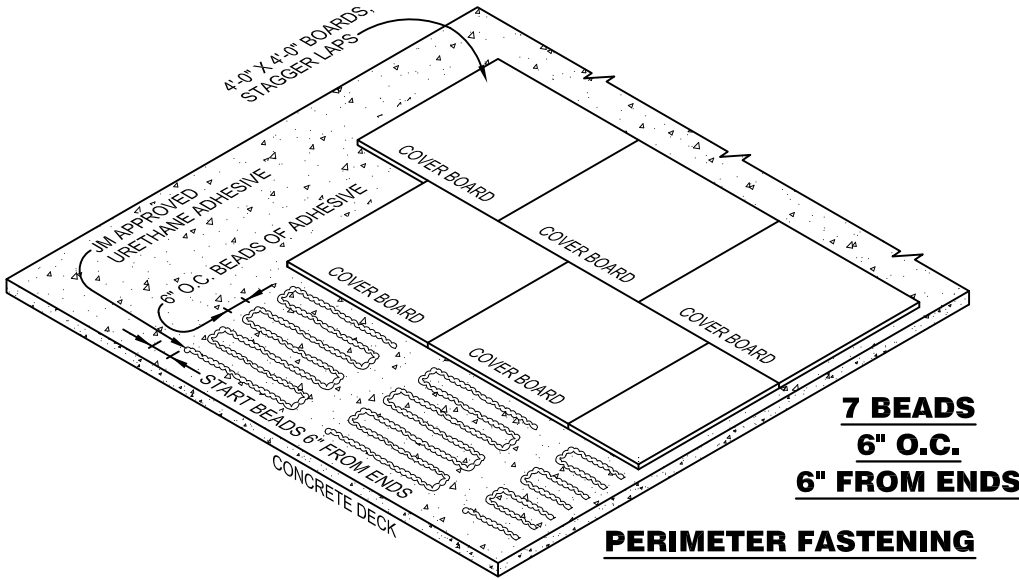
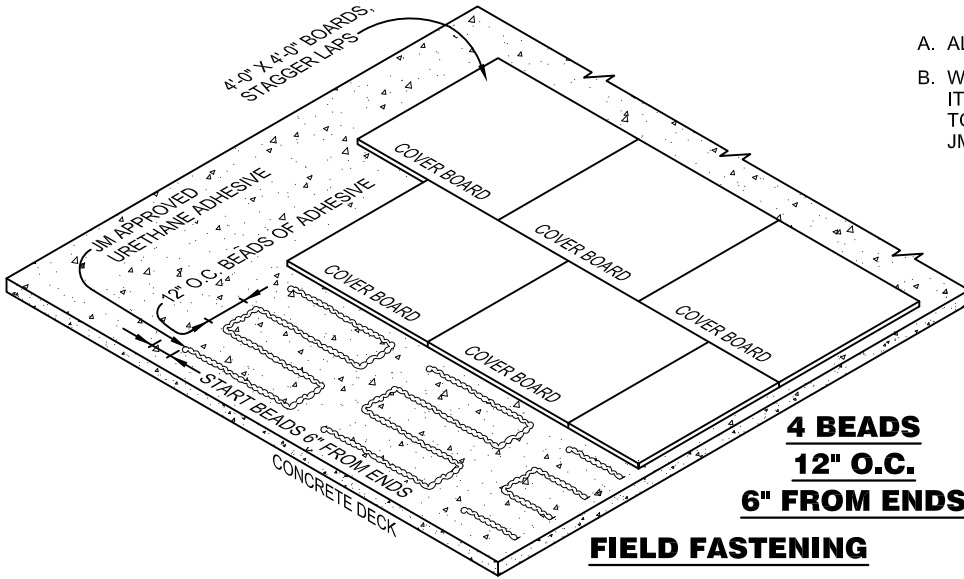
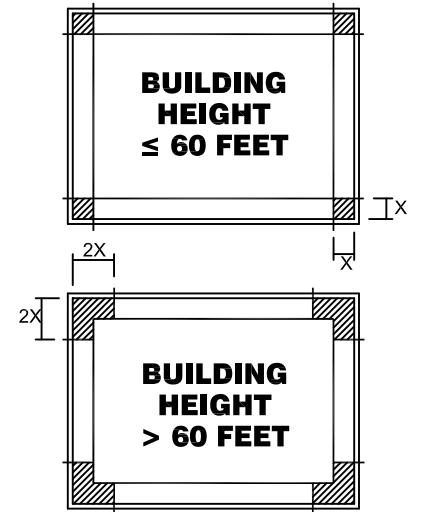


INSTALLATION NOTES:

- A. ALL INSULATION/COVER BOARDS SHOULD BE 4'-0" x 4'-0".
- B. WHEN APPLYING MULTIPLE LAYERS OF INSULATION, IT IS REQUIRED TO RUN THE BEADS PERPENDICULAR TO THE PRECEDING LAYER WHEN USING JM APPROVED URETHANE ADHESIVE



CORNER FASTENING



NOTES:

1. UPLIFT DESIGN SHOULD BE IN ACCORDANCE WITH ASCE-7.
2. UPLIFT RESISTANCE SHOWN IS BASED ON FMG 1-29 REQUIREMENTS AND RECOMMENDATIONS.
3. SYSTEM COMPONENTS AND DESIGN MUST BE VERIFIED TO BE IN ACCORDANCE WITH THIS LAYOUT.
4. ASCE-7 DEFINES THE PERIMETER (X) AS THE LESSER OF 10% OF THE LEAST HORIZONTAL DIMENSION OR .4 x THE HEIGHT, BUT NOT LESS THAN 4% OF THE LEAST HORIZONTAL UNDER 60 FEET IN HEIGHT. OVER 60 FEET IN HEIGHT, ASCE-7 DEFINES THE PERIMETER (X) AS THE LESSER OF 10% OF THE LEAST HORIZONTAL DIMENSION ONLY.
5. THE CORNERS MAY BE TREATED AS PERIMETERS IF THE PARAPET IS GREATER THAN OR EQUAL TO 3 FEET ACCORDING TO ASCE-7.

DRAWING NO.

UA-12CB

BOARD FASTENING

SCALE
N.T.S

ISSUE DATE
09-15-21

MEMBRANE TYPE:

MAXIMUM GUARANTEE TERM:

RSUA ADHERED COVER BOARDS

Johns Manville is a manufacturer of commercial roofing products and offers this general conceptual information to you as a courtesy for general educational purposes only. This complimentary assistance is not to be either used or relied upon by anyone as a substitute for professional engineering design and documentation required by any building code, contract, or applicable law. By accepting the general conceptual information, you agree it does not constitute any representations, endorsements of, or an assumption by Johns Manville of any duty or liability for either the adequacy of the design of a building, any of its components or the sufficiency of any construction.

