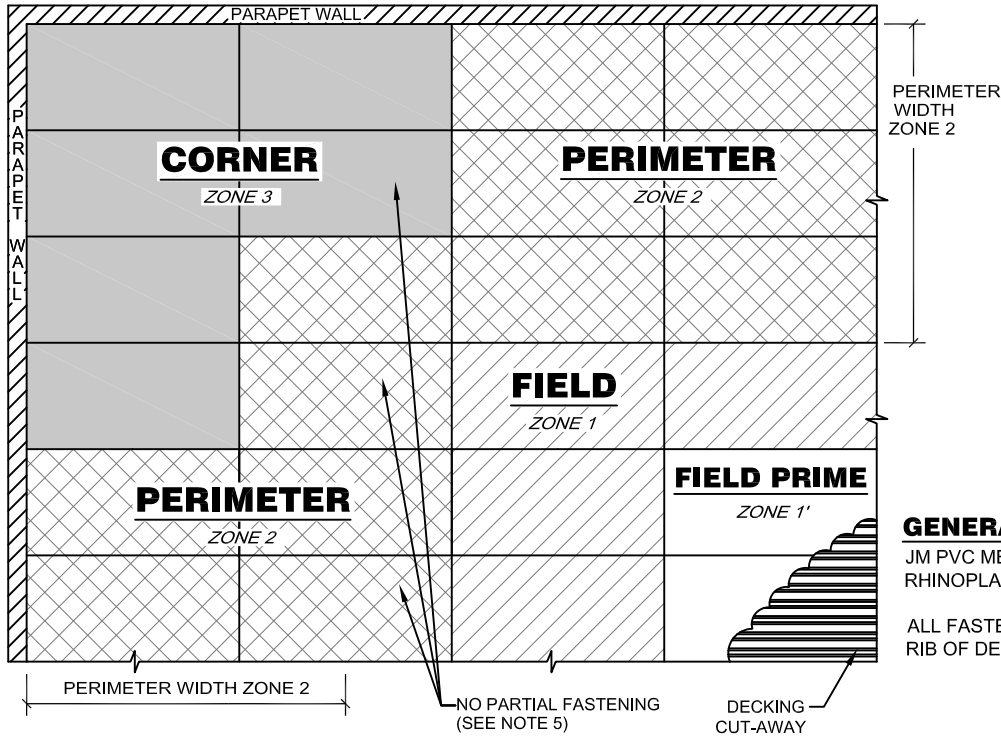


BOARD LAYOUT

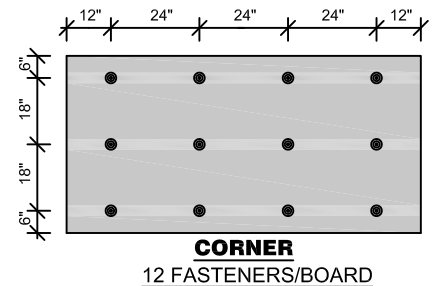
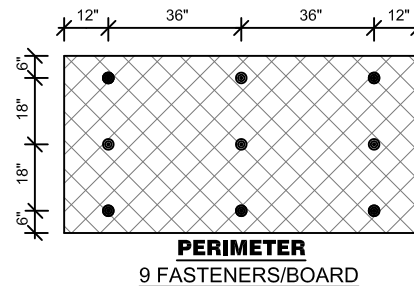
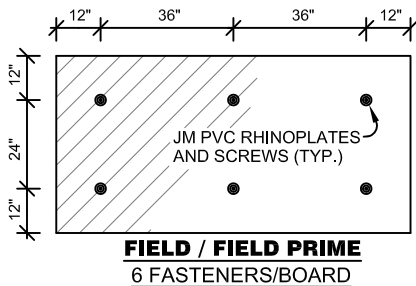


GENERAL NOTES

JM PVC MEMBRANE IS HEAT WELDED TO JM PVC RHINOPLATES USING THE RHINOBOND TOOL.

ALL FASTENERS MUST PENETRATE HIGH RIB OF DECK.

FASTENING PATTERNS for 4' x 8' INSULATION BOARDS

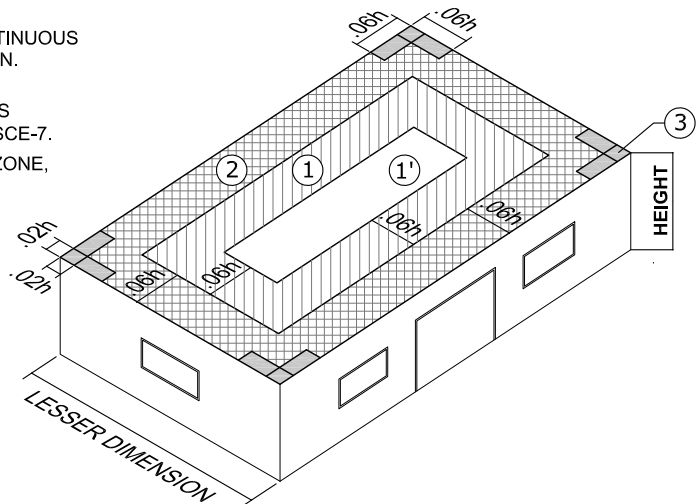


UPLIFT NOTES

- CALCULATE UPLIFT DESIGN PRESSURES IN ACCORDANCE WITH ASCE-7.
- FASTENING DIAGRAM IS BASED ON FM GLOBAL DATA SHEET 1-29. THIS MEMBRANE FASTENING PATTERN ACHIEVES AN FM 1-90 UPLIFT RATING OVER AN FM APPROVED DECK.
- INSTALL INSULATION WITH LONG JOINTS AND END JOINTS IN A CONTINUOUS STRAIGHT LINE IN ORDER TO CREATE A LINEAR FASTENING PATTERN. MULTIPLE LAYERS OF INSULATION ARE TO BE STAGGERED.
- THE CORNERS MAY BE TREATED AS PERIMETERS IF THE PARAPET IS GREATER THAN OR EQUAL TO 3 FT ON ALL SIDES ACCORDING TO ASCE-7.
- IF ANY PORTION OF THE BOARD LIES IN A PERIMETER OR CORNER ZONE, ENHANCE THE FASTENING OF ENTIRE BOARD.

ASCE 7-16 ROOF HEIGHT 4 ZONES LESS THAN 60 FT.

- ①' FIELD PRIME REMAINING ROOF FIELD
- ① FIELD 0.6 TIMES HEIGHT OF THE BUILDING (0.6h).
- ② PERIMETER 0.6 TIMES THE HEIGHT OF THE BUILDING (0.6h).
- ③ CORNER "L" SHAPE 0.6 TIMES HEIGHT OF THE BUILDING (0.6h) IN LENGTH AND 0.2 TIMES THE HEIGHT OF THE BUILDING (0.2h) WIDE.



JM PVC RHINOPLATE BOARD FASTENING (6-9-12) FM 90 COMPLIANT

DRAWING NO.

TRB-6,9,12-A716

SCALE
N.T.S

ISSUE DATE
03-30-21

REV. NO.
1

CAD FILE:
PRB-6,9,12-A716 - PVC RHINOPLATE BOARD FASTENING.dwg

Johns Manville is a manufacturer of commercial roofing products and offers this general conceptual information to you as a courtesy for general educational purposes only. This complimentary assistance is not to be either used or relied upon by anyone as a substitute for professional engineering design and documentation required by any building code, contract, or applicable law. By accepting the general conceptual information, you agree it does not constitute any representations, endorsements of, or an assumption by Johns Manville of any duty or liability for either the adequacy of the design of a building, any of its components or the sufficiency of any construction.

