

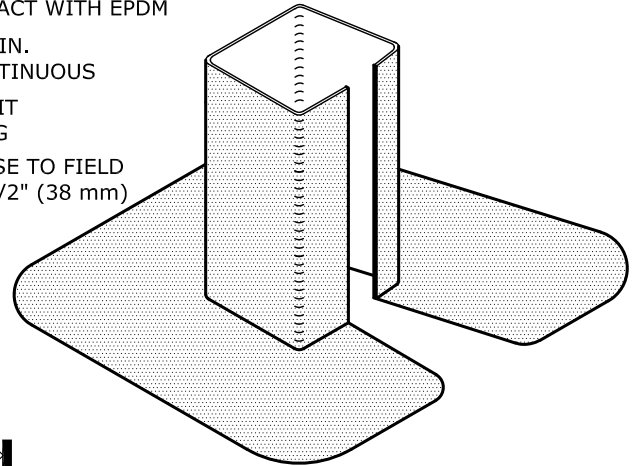
ADJUSTABLE METAL STRAP
SEE NOTE 4

JM 6" EPDM PEEL & STICK FLASHING AROUND TOP OF FLASHING BOOT. LAP 3" (76 mm) ONTO FLASHING BOOT. APPLY JM EPDM TAPE PRIMER ONTO ALL SURFACES COMING INTO CONTACT WITH EPDM

OVERLAP WELDED MIN. 1 1/2" (38 mm) CONTINUOUS

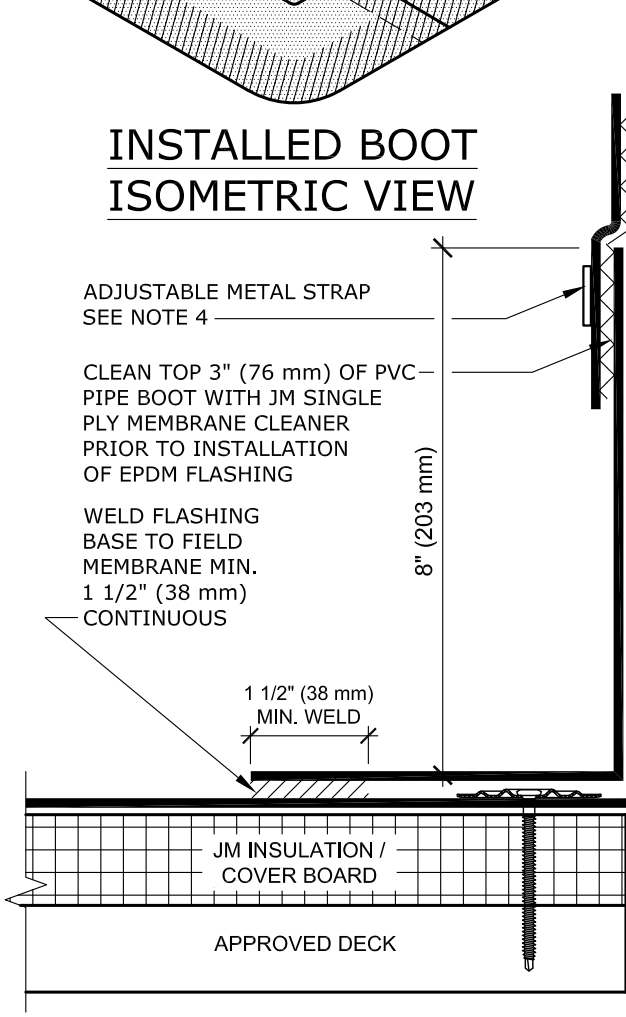
JM PVC SQUARE SPLIT PIPE BOOT FLASHING

WELD FLASHING BASE TO FIELD MEMBRANE MIN. 1 1/2" (38 mm) CONTINUOUS



INSTALLED BOOT ISOMETRIC VIEW

UNINSTALLED BOOT ISOMETRIC VIEW



ADJUSTABLE METAL STRAP
SEE NOTE 4

CLEAN TOP 3" (76 mm) OF PVC PIPE BOOT WITH JM SINGLE PLY MEMBRANE CLEANER PRIOR TO INSTALLATION OF EPDM FLASHING

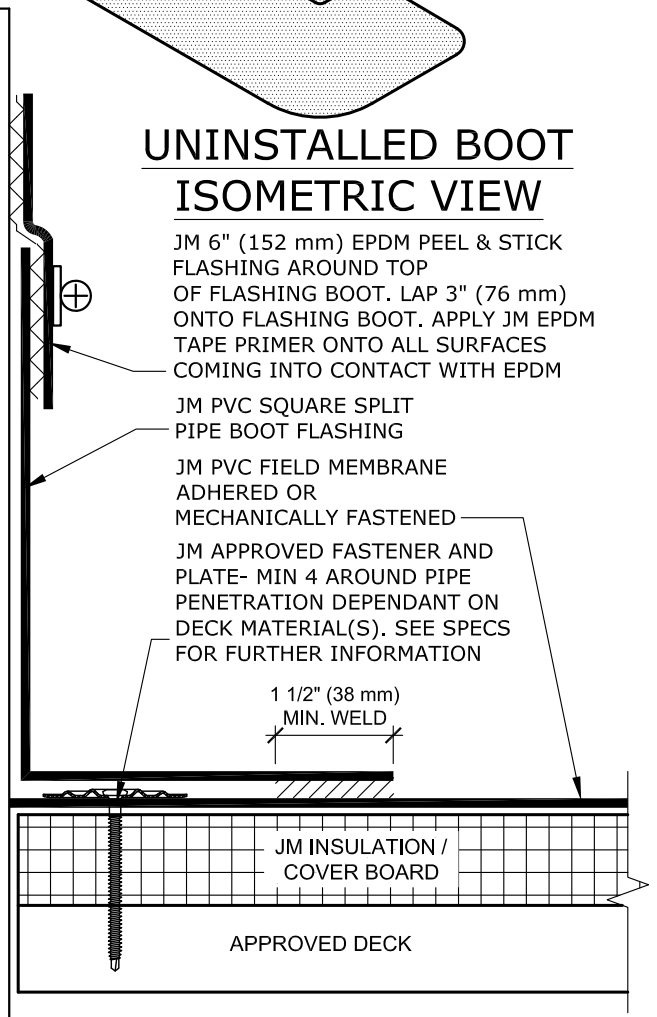
WELD FLASHING BASE TO FIELD MEMBRANE MIN. 1 1/2" (38 mm) CONTINUOUS

8" (203 mm)

1 1/2" (38 mm)
MIN. WELD

JM INSULATION /
COVER BOARD

APPROVED DECK



JM 6" (152 mm) EPDM PEEL & STICK FLASHING AROUND TOP OF FLASHING BOOT. LAP 3" (76 mm) ONTO FLASHING BOOT. APPLY JM EPDM TAPE PRIMER ONTO ALL SURFACES COMING INTO CONTACT WITH EPDM

JM PVC SQUARE SPLIT PIPE BOOT FLASHING

JM PVC FIELD MEMBRANE ADHERED OR MECHANICALLY FASTENED

JM APPROVED FASTENER AND PLATE- MIN 4 AROUND PIPE PENETRATION DEPENDANT ON DECK MATERIAL(S). SEE SPECS FOR FURTHER INFORMATION

1 1/2" (38 mm)
MIN. WELD

JM INSULATION /
COVER BOARD

APPROVED DECK

NOTES:

1. REFER TO JOHNS MANVILLE WEBSITE (www.jm.com) FOR MOST UP-TO-DATE INFORMATION.
2. ANY CARPENTRY OR METAL WORK SHOULD BE DESIGNED AND CONSTRUCTED IN ACCORDANCE WITH LOCAL CODE REQUIREMENTS AND/OR PROJECT SPECIFICATIONS. THESE COMPONENTS SHOULD BE REVIEWED AND APPROVED BY A LICENSED DESIGN PROFESSIONAL.
3. STANDARD JM SQUARE SPLIT PIPE BOOT SIZES ARE 2" AND 4".
4. HOLD CLAMP ADJUSTMENT SCREW AT CENTER OF SIDE OF TUBING, 1/8" DOWN FROM TOP OF FLASHING. TIGHTLY FORM STRAP AROUND 90 DEGREE CORNER AND REPEAT FOR OTHER 3 CORNERS WHILE KEEPING STRAP TIGHT. FEED STRAP END INTO ADJUSTMENT SCREW AND TIGHTEN. ENSURE 1/8" OF FLASHING IS EXPOSED ABOVE STRAP, AND SEALING MASTIC BEHIND FLASHING IS EXPOSED ABOVE FLASHING. CAULK TOP OF FLASHING AROUND ENTIRE PIPE.
5. JM PVC EDGE SEALANT IS OPTIONAL ON CUT OR NON ENCAPSULATED EDGES OF PVC REINFORCED MEMBRANE. THIS INCLUDES FACTORY CUT MEMBRANE.

DRAWING NO.

P-FP-05

PVC SPLIT PIPE BOOT (SQUARE)

PENETRATION

MEMBRANE TYPE:
JM PVC

SCALE
N.T.S

ISSUE DATE
08-07-19

MAXIMUM GUARANTEE TERM:
20 YEAR

Johns Manville is a manufacturer of commercial roofing products and offers this general conceptual information to you as a courtesy. This complimentary assistance is not to be used or relied upon by anyone as a substitute for professional engineering design and documentation required by building code, contract, or applicable law. By accepting these comments you agree they do not constitute any representations, endorsements of, or an assumption by Johns Manville of any liability for either the adequacy of the design of this building or any other material not supplied by Johns Manville.

