










ASTM	Product	Application					Roll Size	Roll Coverage	Colors			
		Hot Air Weld	Fully Adhered	Mechanically Fastened	Self-Adhered	Hot Asphalt			White	Grey*	Tan*	
												
JM TPO Roofing Membrane This single ply roofing membrane is ideal for quick installs on larger roofs. Optimized and tested on a continual basis with a state-of-the-art thickness gauge to verify that the thickness valued by our customers is incorporated into the sheet.												
D 6878	45 MIL	X	X	X			5' x 100' (1.52 m x 30.48 m)	500 ft ² (46.45 m ²)	X	X	X	
							6' x 100' (1.83 m x 30.48 m)	600 ft ² (55.74 m ²)				
							8' x 100' (2.44 m x 30.48 m)	800 ft ² (74.32 m ²)		X	X	
							10' x 100' (3.05 m x 30.48 m)	1000 ft ² (92.90 m ²)		X	X	
							12' x 100' (3.66 m x 30.48 m)	1200 ft ² (111.5 m ²)				
	45 MIL MIN	X	X	X				5' x 100' (1.52 m x 30.48 m)	500 ft ² (46.45 m ²)	X		
								6' x 100' (1.83 m x 30.48 m)	600 ft ² (55.74 m ²)			
								8' x 100' (2.44 m x 30.48 m)	800 ft ² (74.32 m ²)			
								10' x 100' (3.05 m x 30.48 m)	1000 ft ² (92.90 m ²)			
								12' x 100' (3.66 m x 30.48 m)	1200 ft ² (111.5 m ²)			
	60 MIL	X	X	X				5' x 100' (1.52 m x 30.48 m)	500 ft ² (46.45 m ²)	X	X	X
								6' x 100' (1.83 m x 30.48 m)	600 ft ² (55.74 m ²)			
								8' x 100' (2.44 m x 30.48 m)	800 ft ² (74.32 m ²)			
								10' x 100' (3.05 m x 30.48 m)	1,000 ft ² (92.90 m ²)			
								12' x 100' (3.66 m x 30.48 m)	1,200 ft ² (111.5 m ²)			
	60 MIL MIN	X	X	X				5' x 100' (1.52 m x 30.48 m)	500 ft ² (46.45 m ²)	X		
								6' x 100' (1.83 m x 30.48 m)	600 ft ² (55.74 m ²)			
								8' x 100' (2.44 m x 30.48 m)	800 ft ² (74.32 m ²)			
								10' x 100' (3.05 m x 30.48 m)	1,000 ft ² (92.90 m ²)			
								12' x 100' (3.66 m x 30.48 m)	1,200 ft ² (111.5 m ²)			

*Grey and Tan are special order. These colors require minimum quantities and have extended lead-times. Please contact your JM sales representative for further information.

ASTM	Product	Application					Roll Size	Roll Coverage	Colors		
		Hot Air Weld 	Fully Adhered 	Mechanically Fastened 	Self-Adhered 	Hot Asphalt 			White	Grey*	Tan*
D 6878	80 MIL	X	X	X			5' x 100' (1.52 m x 30.48 m)	375 ft ² (34.84 m ²)	X	X	X
							6' x 75' (1.83 m x 22.86 m)	450 ft ² (41.81 m ²)			
							8' x 100' (2.44 m x 30.48 m)	600 ft ² (55.74 m ²)		X	X
							10' x 100' (3.05 m x 30.48 m)	750 ft ² (69.68 m ²)		X	X
							12' x 75' (3.66 m x 22.86 m)	900 ft ² (83.61 m ²)			
JM TPO SA Thermoplastic Polyolefin Self-Adhered Membrane.											
D 6878	60 MIL	X				X	10' x 100' (3.05m x 30.48 m)	1000 ft ² (92.90 m ²)	X		
JM TPO FB Fleece-backed thermoplastic polyolefin membrane.											
D 6878	FB 115	X	X	X			10' x 100' (3.05m x 30.48 m)	1000 ft ² (92.90 m ²)	X	X	X
	FB 135	X	X	X			10' x 50' (3.05m x 15.24 m)	500 ft ² (46.45 m ²)	X	X	X
JM TPO FB for Hot Asphalt Application TPO Heavy-Fleece Backed Membrane for Hot Asphalt Application in hybrid systems. Installing a redundant, multi-ply, monolithic hybrid system ensures dependability, energy savings and lower maintenance costs.											
D 6878	FB 150	X				X	10' x 75' (3.05m x 22.86 m)	750 ft ² (69.72 m ²)	X		
	FB 175	X				X	10' x 50' (3.05m x 15.24 m)	500 ft ² (46.45 m ²)	X		

*Grey and Tan are special order. These colors require minimum quantities and have extended lead-times. Please contact your JM sales representative for further information.